


**Solenoid Operated Spool Valve, ISO size 3
Direct Acting
Series WEDL ...**



- 160 bar, 40 l/min
- "Low Watt" model (8W)
- Solenoid design features slip-on coils, which enables straightforward coil changes without opening the hydraulic envelope
- Low-cost design for operation up to 40 l/min and 160 bar
- With ISO 4401 / CETOP R35H size 3, NFPA D03, DIN 24 340 A6 interface

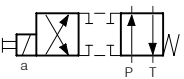
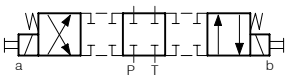
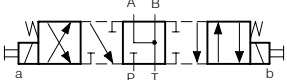
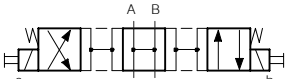
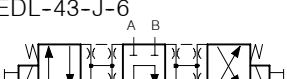

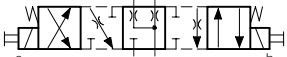
1. Description

Series WEDL...-6 units are solenoid operated directional spool valves. They are used to start and stop the flow of fluid in hydraulic systems, and to control the direction of flow. The spool is actuated by low-wattage solenoids

(8W) that can only be supplied for 24 VDC (direct current) systems. The solenoid coils can be rotated on the core tube and secured at 90° intervals. The valves are used wherever there is a

need for the lowest possible current consumption, or in applications where the solenoid is energised directly (without a relay) by the output of a PLC (programmable logic controller).

2. Symbols

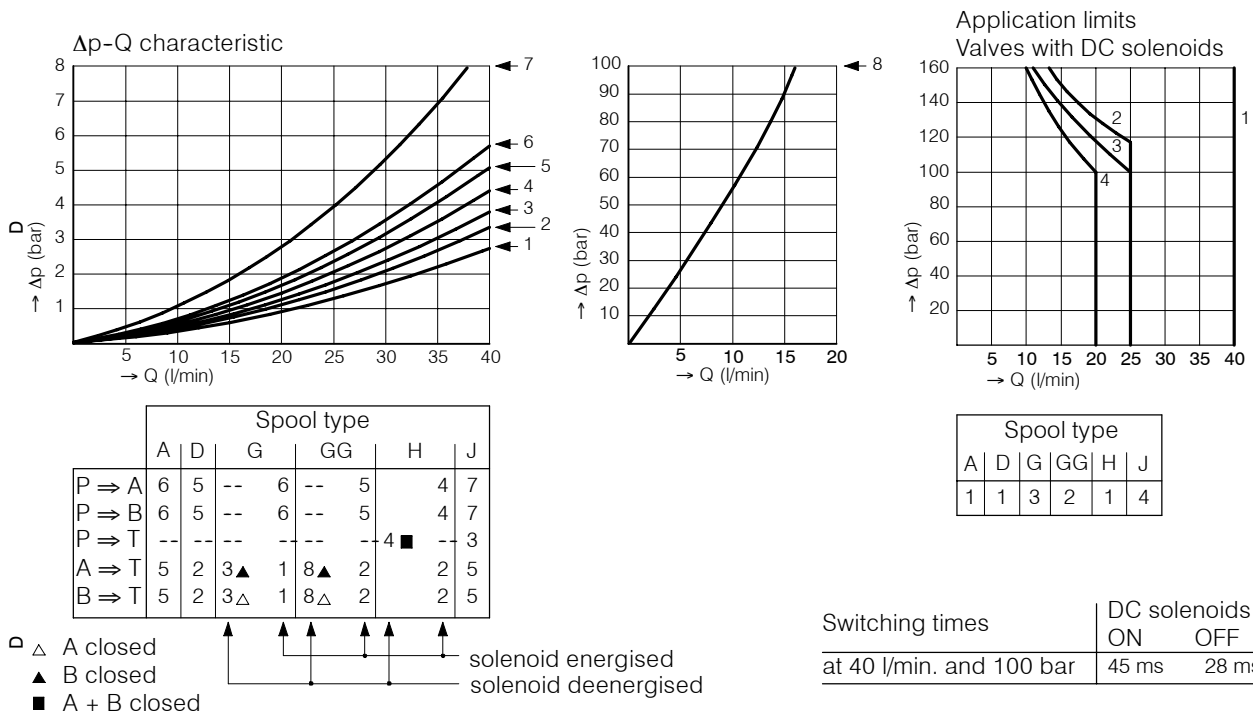
4/2 FUNCTIONS	4/2 FUNCTIONS WITH 4/3 SPOOLS	4/2 FUNCTIONS WITH 4/3 SPOOLS	4/3 FUNCTIONS
WEDL-42-A-6  1	7	13	WEDL-43-D-6  19
2	8	14	WEDL-43-G-6  20
3	9	15	WEDL-43-H-6  21
4	10	16	22
5	11	17	WEDL-43-J-6  23
Transient crossover connections  6	12	18	WEDL-43-GG-6  24

3. Main characteristics

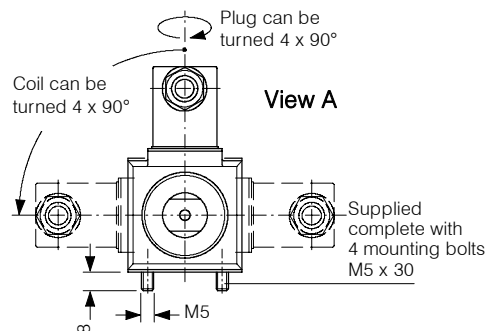
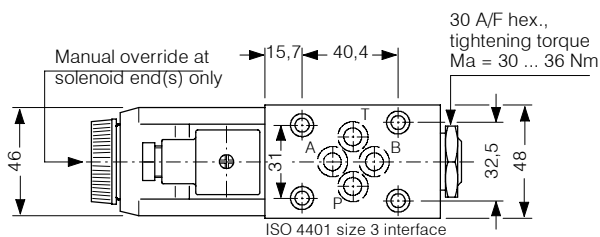
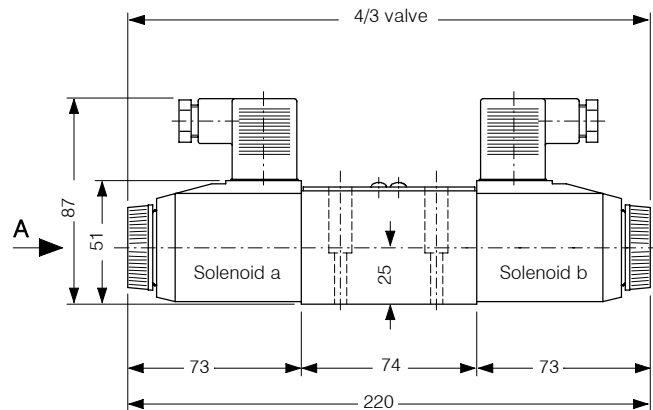
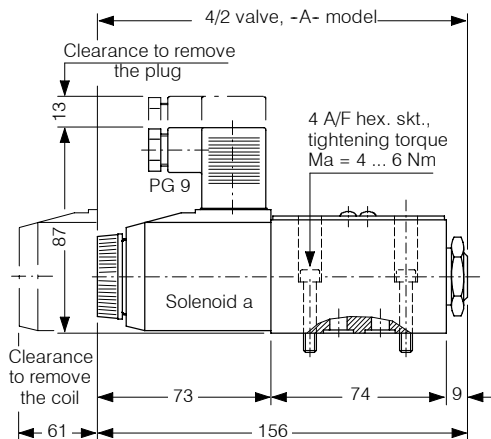
Designation		4/2 and 4/3 directional spool valve
Design		direct acting
Mounting method		manifold mounting
Size		nominal size 6 mm, ISO 4401 size 3 interface
Weight	kg	1 solenoid = 1,6 2 solenoids = 2,2
Mounting attitude		unrestricted
Flow direction		see symbols
Operating pressure	bar	max. 160 in P, A and B
Operating pressure in T (static)	bar	max. 210
Flow rate, Q max.	l/min	40
Fluids		HL and HLP hydraulic oils to DIN 51 524 / water-in-oil emulsions / water glycols / phosphate esters (not Alkyl-based); for other fluids, please consult BUCHER
Fluid temperature range	°C	mineral oils: -25 ... +80 water-containing fluids: +10 ... +54
Ambient temperature	°C	-25 ... +50
Viscosity range	mm ² /s (cSt)	10 ... 500, recommended 15 ... 250
Minimum fluid cleanliness level		18/14 to ISO 4406 / CETOP RP70H; 8 ... 9 to NAS 1638
Nominal voltages	VDC	24
Nominal voltage tolerance	%	+5 / -10
Nominal power consumption VDC	W	at 20°C and nominal voltage: 8
Relative duty cycle	%	100
Enclosure protection		IP 65 to DIN 40 050
Electrical connection		3-pin square plug to ISO 4400 / DIN 43 650

4. Performance graphs

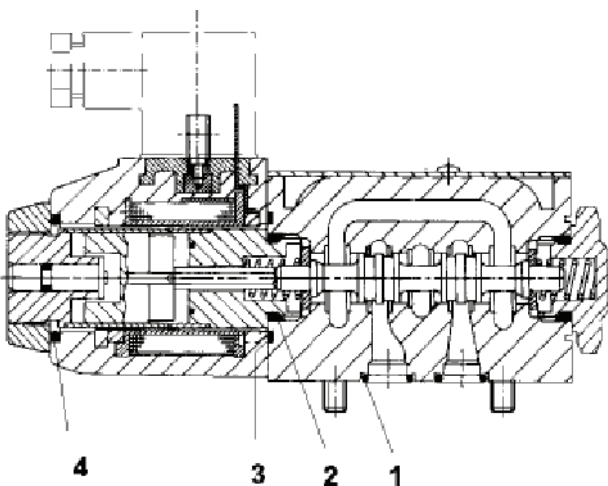
Measured with oil viscosity 36 mm²/s (cSt) coil at steady-state temperature, 10% under-voltage



5. Dimensions



6. Schematic section



Seal kit no. DS-150-V (Viton), comprising *):

ltn.	Qty.	Qty.	Description	Size
1	4*)	4	O-ring no. 012	Ø 9,25 x 1,78
2	2*)	2	O-ring no. 114	Ø 15,54 x 2,62
3	2*)	1	O-ring no. 022	Ø 25,12 x 1,78
4	2*)	1	O-ring no. 213	Ø 23,39 x 3,53

4/2 valves
4/3 valves

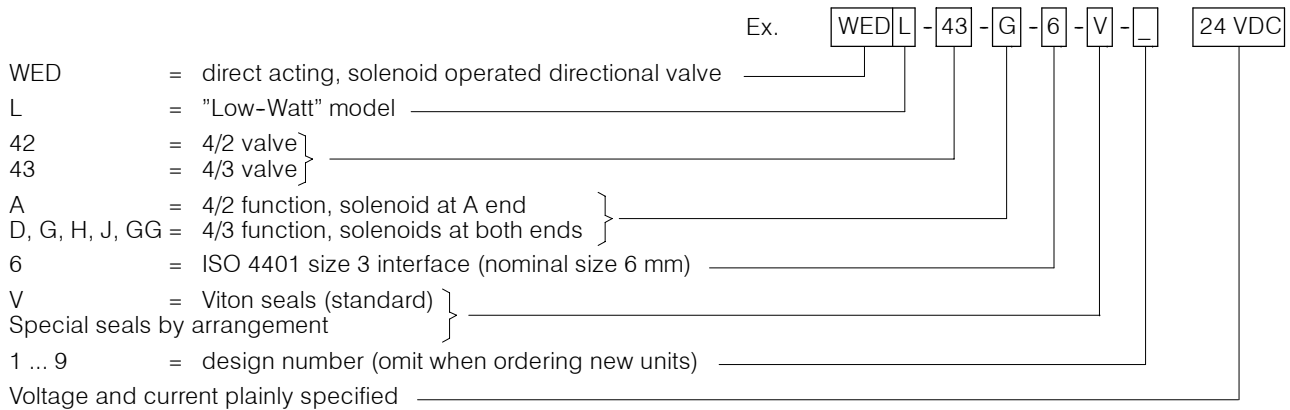
7. Installation and servicing

All installation and servicing must be carried out with care, and by qualified personnel only. At installation, make sure that the valve interface aligns with

the interface of the mating surface. Use the specified tightening torque when fitting the valve mounting bolts. When changing seals, the new seals must be

thoroughly oiled or greased before they are fitted. Use the specified tightening torque when fitting the threaded end plug.

8. Ordering code



9. Related data sheets

Old no.	New no.	
i - 31	400-P-030501-E	ISO 4401 size 3 interface (DIN 24 340 A6)
i - 00	400-P-010101-E	Table of interface equivalents

info.ch@bucherhydraulics.com

www.bucherhydraulics.com

© 2015 by Bucher Hydraulics AG Frutigen, CH-3714 Frutigen

All rights reserved.

Data is provided for the purpose of product description only, and must not be construed as warranted characteristics in the legal sense. The information does not relieve users from the duty of conducting their own evaluations and tests. Because the products are subject to continual improvement, we reserve the right to amend the product specifications contained in this catalogue.